



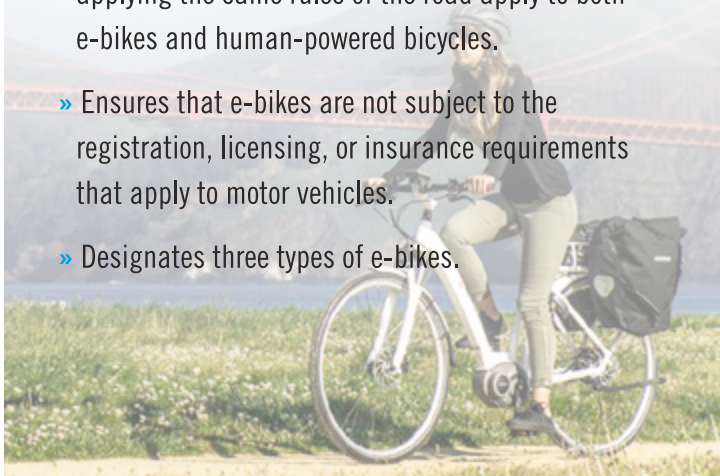
CALIFORNIA'S NEW E-BIKE LAW: INFO FOR RIDERS

Q&A / **ELECTRIC BICYCLE**

Electric bicycles, more commonly referred to as e-bikes, are bicycles fitted with a motor and battery that provide extra power assistance. This added power enables riders to ride longer and more frequently. E-bikes benefit riders who may be discouraged from traditional bicycles due to convenience, age, limited physical fitness, disability or injury. For many, e-bikes provide new transportation solutions for consumers of all ages.

In 2015, California passed a law that clarifies how e-bikes are regulated in California (AB 1096). The bill:

- » Provides clear rules on how e-bikes must be equipped and operated.
- » Regulates e-bikes like bicycles and not like mopeds, applying the same rules of the road apply to both e-bikes and human-powered bicycles.
- » Ensures that e-bikes are not subject to the registration, licensing, or insurance requirements that apply to motor vehicles.
- » Designates three types of e-bikes.



» **WHAT ARE THE DIFFERENT TYPES OF ELECTRIC BICYCLES?**

- » **TYPE 1** Bikes with a top assisted speed of 20 mph that must be pedaled to operate.
- » **TYPE 2** Bikes with a top assisted speed of 20 mph that can be operated without pedaling by using a handlebar-mounted throttle.
- » **TYPE 3** Bikes with a top assisted speed of 28 mph that must be pedaled to operate.

» **WHERE CAN I RIDE MY ELECTRIC BICYCLE?**

E-bikes have access to bike paths and protected bike lanes, bike lanes and designated bike routes (depending on the type of your e-bike). See the chart on page 2 for where people can ride their e-bikes in California.

» **WHAT IS THE DIFFERENCE BETWEEN CALIFORNIA'S CLASS I, II, III, AND IV BIKEWAYS?**

- » **CLASS I BIKEWAY (BIKE PATH)** Provides a completely separated right of way for the exclusive use of bicycles and pedestrians with crossflow by motorists minimized (multi use paths).
- » **CLASS II BIKEWAY (BIKE LANE)** Provides a striped lane for one-way bike travel on a street or highway (bike lane).
- » **CLASS III BIKEWAY (BIKE ROUTE)** Provides for shared use with pedestrian or motor vehicle traffic (no special road marking or pathway, just a suggested safer route).
- » **CLASS IV BIKEWAY (PROTECTED LANE)** Separated from motor traffic using a physical barrier, such as curbs, planters, or parked cars (on street bike lane that's protected from traffic).



CALIFORNIA'S NEW E-BIKE LAW: *INFO FOR RIDERS*

» HOW DO I KNOW WHAT TYPE OF ELECTRIC BICYCLE I HAVE?

As of 2017, all e-bikes in California are required to have a label that describes its type, top assisted speed, and motor wattage. If you are unsure about the type of your e-bike, contact your local retailer or the manufacturer.

» WHAT OTHER RULES OF THE ROAD SHOULD I FOLLOW?

Always follow the posted speed limit signs, especially on bike paths. E-bike riders are subject to the same rules and legal requirements that apply to people riding traditional bicycles when it comes to speed, proper passing, following local traffic laws, obeying posted speed limits, and other state and local ordinances. All bicycle and electric bicycle riders 17 and under must wear a properly fitted helmet. Type 3 electric bicycle riders must always wear a helmet and be at least 16 years old.

» CAN LOCAL LAWS BE DIFFERENT THAN STATE LAWS?

The e-bike type model allows local agencies, by local ordinance, to permit e-bikes on paths or bikeways where they are traditionally not allowed, in the event that the alternative route is considered hazardous. This is a local jurisdictional decision.






Local authorities and public agencies with jurisdiction over bicycle paths or trails may also prohibit the operation of any type of electric bicycles on a particular path or trail.

If you would like to ride in places where your e-bike does not currently have access, contact your city or county transportation department.

» For more information visit:

<http://www.peopleforbikes.org/pages/e-bikes>.



VEHICLE TYPE	VEHICLE		USER				BIKEWAY ACCESS			
	PEDAL OPERATED	MAXIMUM MOTOR-ASSISTED SPEED (MPH)	MINIMUM AGE (YEARS)	DRIVER'S LICENSE	LICENSE PLATE	HELMET	CLASS I BIKE PATH	CLASS II BIKE LANE	CLASS III BIKE ROUTE	CLASS IV PROTECTED LANE
BICYCLE 	YES	N/A	N/A	NO	NO	17 AND UNDER	YES	YES	YES	YES
TYPE 1 E-BIKE 	YES	20	N/A	NO	NO	17 AND UNDER	YES	YES	YES	YES
TYPE 2 E-BIKE 	NO	20	N/A	NO	NO	17 AND UNDER	YES	YES	YES	YES
TYPE 3 E-BIKE 	YES	28	16	NO	NO	YES	NO	YES	YES	NO
MOPED 	NO	N/A	16	YES	YES	YES	NO	YES	YES	NO